

# EDGE

Digital Kitchen Scale



**11lb x 0.1oz**  
**5000g x 1g**

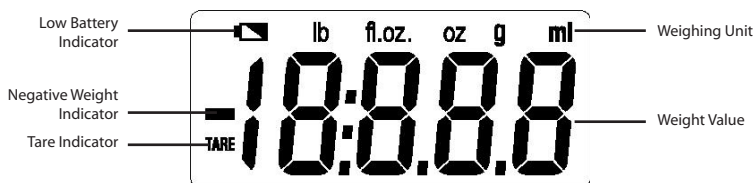


## EDGE Manual

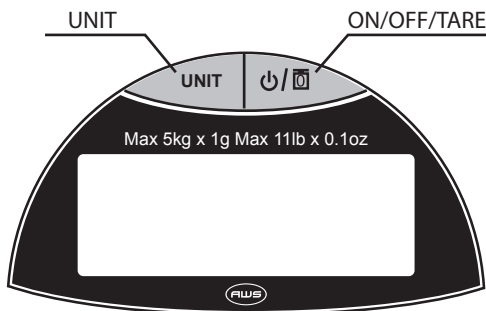
Thank you for purchasing the American Weigh EDGE Digital Kitchen Scale. Please read all operating instructions carefully before use. Scales are precision instruments and should always be handled with proper care. To ensure years of reliable service, keep these simple tips in mind:

- Do not exceed the scales maximum capacity. Overloading your scale can permanently damage it!
- Avoid exposure to extreme heat or cold. Scales perform best at normal room temperature. If temperatures have changed dramatically, recalibration may be necessary.
- Allow your scale to warm up for 30-60 seconds before performing calibration (if available).
- Store your scale in a clean, dry location. Dust, dirt, and moisture can accumulate on the weighing sensors and electronics causing innacuracy or malfunction.
- Avoid using your scale in close proximity to strong radio wave emitting devices such as computers, cash registers, and cordless phones.
- Always weigh on a flat and level surface, free from vibrations and drafts. The corner of a room is usually the most stable.
- Gently apply all items to be weighed. Do not drop items onto the weighing platform.
- Avoid dropping your scale. The warranty does not cover damage due to rough treatment or overload.

## I. Display Overview




## II. Key Functions




## III. Battery Installation

This scale should come with the battery already installed. However, you must remove the plastic insulating strip from the battery compartment before first use.




## IV. Turning the Scale On and Off


To turn the scale ON, press the  button

To turn the scale OFF, press and hold the  button for 2 seconds.

## V. Changing Weighing Units

To change the current weighing unit, press the  button. The scale will cycle between g, fl.oz., lb:oz, and ml with each button press.



## VI. Operating Instructions

- Place the scale on a flat and level surface.
- Press  to turn the scale on.
- Place the item(s) to be weighed onto the scale.
- Observe the weight on the LCD display.

## VI. Tare Weighing




To weigh using a container, the Tare feature is used. To use the Tare feature, follow these instructions:

- Place the scale on a flat and level surface.

- Press  to turn the scale on.
- Place the empty container onto the scale and wait for the display to stabilize.
- Press the  key briefly to zero the scale. The TARE indicator will light up on the display.
- You may now add the item(s) to be weighed to the container. The display will show only the weight of the contents.

## VII. Calibration

This scale has been calibrated before shipment. However, re-calibration may be necessary from time to time. To perform calibration, follow these instructions:

- Press  to turn the scale on and wait for the display to show zero.
- Tap the  button 4 times and keep it held on the 4th tap.
- Release the  key when the display shows the ISN number.
- Tap the key again. The display will show “Zero” followed

- by "0000" ( $\pm 2$ ).
- Place a 2000g weight onto the scale (not included). The display will show "CAL1" then the ISN number.
  - Now place a total of 5000g onto the scale (not included). The LCD will show "CAL2" then "5000g".
  - Calibration is complete!

## VIII. Troubleshooting

**Problem:** The display shows:



**Solution:** The scale is overloaded. Remove the excess weight.

**Problem:** The scale is weighing inaccurately.

**Solution:** Check the battery power. Lower voltage can cause inaccurate readouts. Otherwise try re-calibrating the scale. (see Section VII)

Model	EDGE-5K
Capacity	5000g / 176.4fl.oz / 11lb.4oz / 5000ml
Resolution	1g / 0.1fl.oz / 0.1oz / 1ml
Weighing Units	g, fl.oz, lb:oz, ml
Calibration Weight (not Included)	2000g, 5000g
Platform Dimensions (inches)	9.2 x 5.4"
Scale Dimensions (inches)	9.2 x 5.4 x 0.5"
Power	1 x CR2032 Batteries (included)
Warranty	10 Year Warranty

**American Weigh Scales, Inc.**

2 Carriage Ln, Suite 2

Charleston, SC 29407

Tel: 866-643-3444 (toll free)

Fax 843-225-7284

